



Materialbedarf:

- Faltpapier zweifarbig (140949, 140950)
- Tonkarton himmelblau (072484)
- Tonpapier in gelb (072785), grün (072504) und braun (072506)
- Glasnuggets (074983)
- Muscheln
- Wackelaugen (077632)

Außerdem braucht man:

- Schere (068913)
- Klebepistole, klein (157029) oder Uhu-extra (072777)

So geht's:

1. Die Fische nach der Faltanleitung a.-p. falten.
2. Eine Unterwasserlandschaft mit ausgeschnittenen Wasserpflanzen und Meeresboden gestalten.
3. **Verzieren:** Wackelaugen, Muscheln und Glasnuggets aufkleben.

Wehrfritz GmbH - Deutschland



Telefon: +49 (0)800 9564956 (kostenfrei*)
Fax: +49 (0)9564 929-662200
E-Mail: service@wehrfritz.de

Wehrfritz GmbH - Österreich




Telefon: +43 (0)800 8809400 (kostenfrei*)
Fax: +43 (0)800 8809401
E-Mail: service@wehrfritz.at

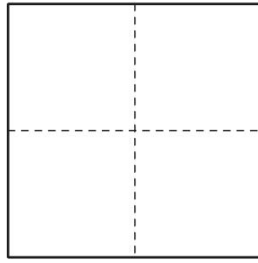


*Aus dem Festnetz, ggf. abweichende Mobilfunktarife

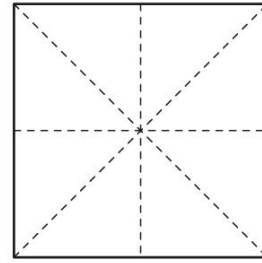
a.



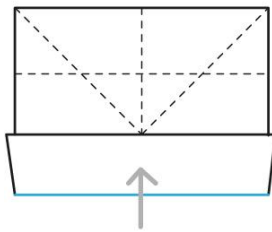
b.



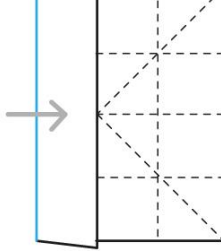
c.



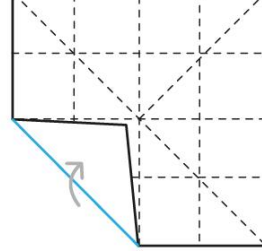
d.



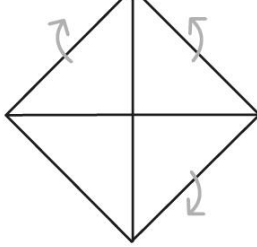
e.



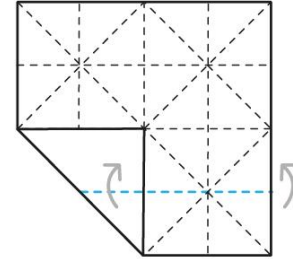
f.



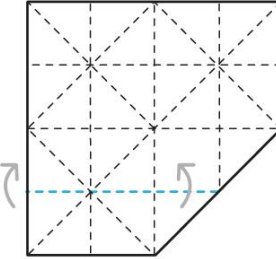
g.



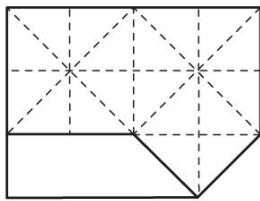
h.



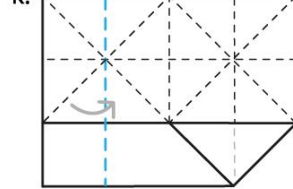
i.



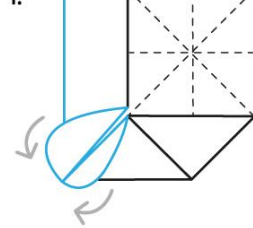
j.



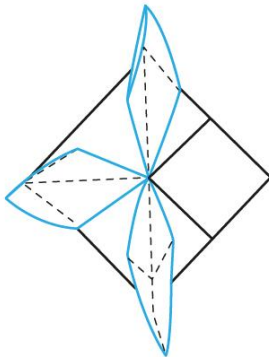
k.



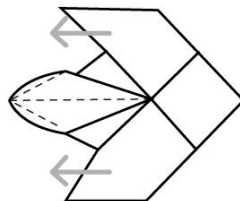
l.



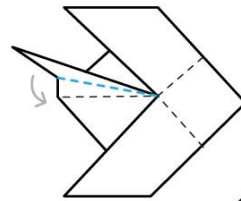
m.



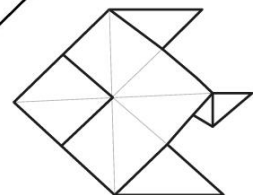
n.



o.



p.



Wehrfritz GmbH - Deutschland



Telefon: +49 (0)800 9564956 (kostenfrei*)
 Fax: +49 (0)9564 929-662200
 E-Mail: service@wehrfritz.de

Wehrfritz GmbH - Österreich



Telefon: +43 (0)800 8809400 (kostenfrei*)
 Fax: +43 (0)800 8809401
 E-Mail: service@wehrfritz.at



*Aus dem Festnetz, ggf. abweichende Mobilfunktarife